

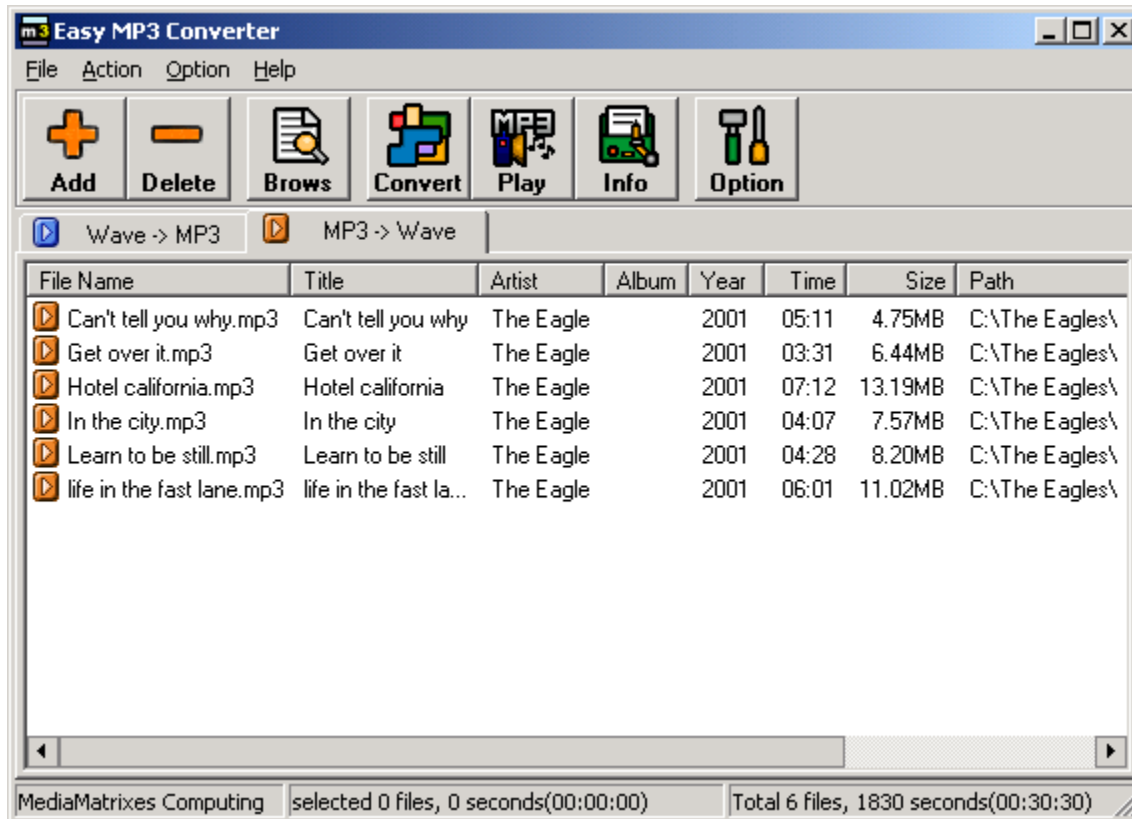
What's Easy MP3 Converter?

Easy MP3 Converter is conversion tools for convert WAV to MP3, MP3's to WAV files.

With this extremely easy to use software you can convert your WAV to MP3, listen it with most MP3 player and saves your hard disk spaces, also you can convert your favorite MP3's to WAV files for easy burning own CD's with almost any Audio CD-R Burning Software or for editing in your favorite audio editor!

Easy MP3 Converter uses LAME MP3 encoder as default MP3 encode engine. LAME encoder is a freeware project which provides high compression speed and perfect sound quality, it supports VBR(Variable Bitrate) and many more features.

MP3 Quality Presets



Easy MP3 Converter Screenshot

Major Features:

- * Fast encode, decode MP3 with high quality
- * MP3, 2, 1 and Xing VBR mp3's format supported
- * Automatic volume normalization
- * Build-in playback function
- * Batch audio files conversion
- * Audio file info&ID3 tags display and edit
- * Automatic calculate queued audio files length before conversion
- * EASY TO USE interface, Drag and Drop support
- * Supports Winamp/Sonique play lists (.m3u, .pls)

Easy MP3 Converter Copyright(C) 2001 MediaMatrixes Computing Inc. All Rights Reserved

Includes Xaudio software Copyright (C) 1996-2001 Xaudio Corporation. All Rights Reserved.

System Requirements

Run Easy MP3 Converter, you need at least:

- Microsoft Windows 95/98/NT/ME/2000/XP operating system
- Intel Pentium or compatible processor
- 16MB RAM or more
- Lot's of free disk space to decode your wave files.(CD-quality wave, which is 44khz, 16bit stereo. approx 40 MB per wave file.)

Convert and play audio files

The following instructions should bring you to convert & play audio files in no time!

- Convert audio files

1. Click 'Add' button on toolbar add audio files or drag audio files from windows explorer to audio files List.

2. Selected audio files that you want conversion than click 'Convert' button.

- Play audio files

1. Add audio files or drag audio files from windows explorer to audio files list.

2. Select audio files that you want play, click 'Play' button, or double click selected entry directly.

Toolbar



Add: Allow you to locate and add audio files from specific folders.

Delete: Delete the selected entire contents of the audio files list.

Brows: Launch windows explorer then you can drag audio files from it.

Convert: Convert selected audio files to other format.

Play: Play selected audio files.

Info: View or edit selected audio files info.

Option: Displays a dialog box where options relating to conversion can be set.

File Menu

Add audio file(s)

When selecting this item a open file dialog box will appear. You can select several audio files by holding down the SHIFT or CTRL button. Once selected, pressing the OK button add the selected files to file list.

Short Cut: INS

Delete selected audio file(s)

Allow delete selected audio file(s) from file list.

Short Cut: Del

Clear all files

This will clear all audio files from list.

Exit

Exit program.

Action Menu

Convert

First, you should selected the audio files you want to conversion, When selecting this item a dialog box will appear, You can configure convert options before convert, After you accept the options and click 'OK' button, The process dialog box will appear. You can cancel conversion in progress.

Short Cut: F9

Play

Play selected audio files.

Short Cut: F8

View Audio File Info

Allowing you display and edit audio file info&ID3 tags.

Select all

This will selected all audio files from list.

Short Cut: Ctrl + A

Invert selection

This will invert select audio files.

Short Cut: Ctrl + I

Launch Windows Explorer

Launch windows explorer than you can drag audio files from it.

Option Menu Configuration

When selecting this item a configuration dialog box will appear. The options dialog allows you to configure Easy MP3 Converter more to your liking.

Short Cut: F4

Help Menu

Online help

This is where you are now.
Short Cut: F1

Visit Easy MP3 Converter Home Page

This will open your default web browser with the website www.mediamatrixes.com. You should connect to the Internet in your usual fashion if your browser does not connect you automatically.

Check New Version

visit www.mediamatrixes.com for check Easy MP3 Converter new version

Order & Register Software

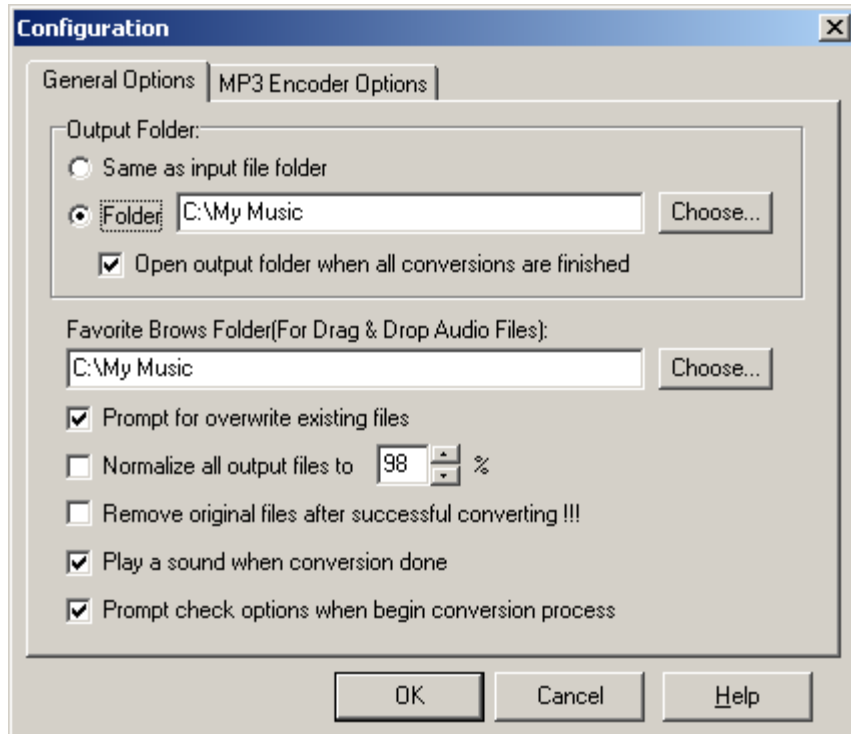
Go here online order and register Easy MP3 Converter.

About Easy Mp3 Converter

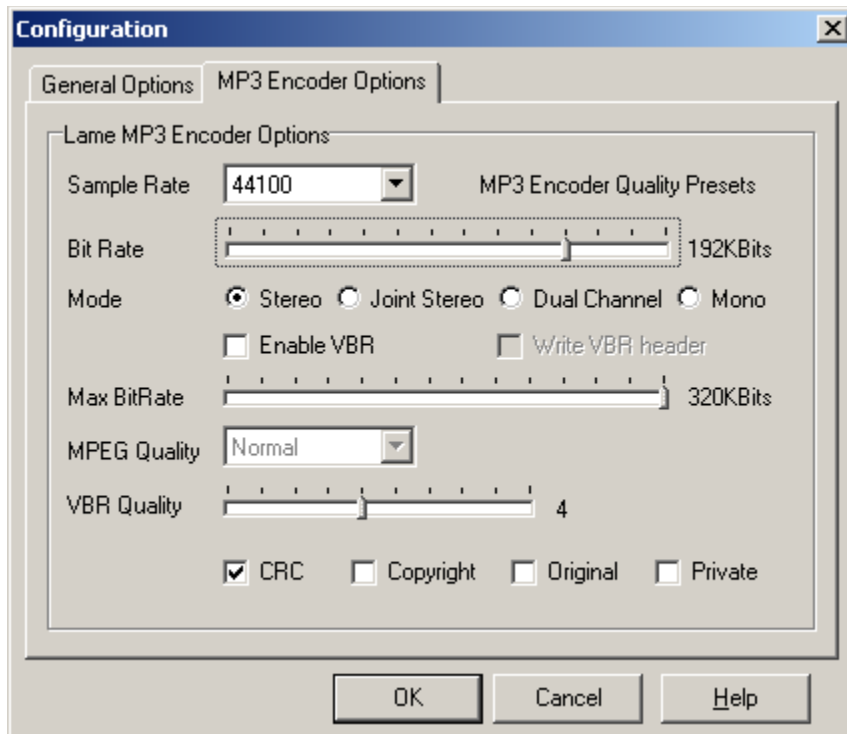
This brings up a window with copyrights, credits and contact information for Easy Mp3 Converter.

Configuration

The options dialog allows you to configure Easy MP3 Converter more to your liking.



[General Options]



[MP3 Encoder Options]

[General Options]

Output Folder:

Same as input file folder

Specify all decoded waves are stored folder as input file folder

Output to a folder

Choose the directory where all decoded waves are stored. By pressing "Choose", a directory-browsing dialog will appear and allow you to locate and select a new directory. If you change the directory, it will take affect when the next time starts to decode. The default decode directory is "C:\My Music\Wave Files".

Favorite brows folder

Allow you to locate and select folder that stored you favorite MP3 files, like 'C:\My Music'. By pressing "Choose", a directory-browsing dialog will appear and allow you to locate and select a new directory. If you change the directory, it will take affect when you click 'brows' button on toolbar, the default open folder is the directory.

Prompt before overwrite existing files

If this is checked, This program will ask you if you want to overwrite any existing wave files being converted. For example, if you had already converted "rockstone01.mp3" into "rockstone01.wav" and you were re-converting it, a dialog would confirm if wished to overwrite it. By removing this checkbox, it will always overwrite and not bother to prompt you.

Normalize output files

Often MP3's are encoded with different volume levels. This program has an option to normalize the volume levels if the volume level of the record track is out of bounds.

Delete original file after successfully conversion !!!

If this is checked, automatically delete source file after successfully conversion.

Play sound when conversion done

Check this if you want a sound to be played when the conversion is done. If you want to play your own sound, replace the "done.wav" in the this program directory with your own sound.

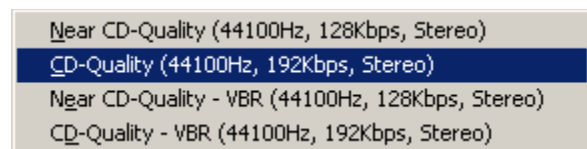
Prompt check options when begin conversion process

If this is checked, when begin conversion process the option dialog will appear and allow you configure the options, if you don't care of the options, unchecked this.

[MP3 Encoder Options]

Easy MP3 Converter uses LAME MP3 encoder as default MP3 encode engine. LAME encoder is a freeware project which provides high compression speed and perfect sound quality, it supports VBR(Variable Bitrate) and many more features.

MP3 Quality Presets



Choose one presets, which mp3 encode quality you want.

Simple Rate

Simple Rate can be set to 48000Hz, 44100Hz(Default Simple Rate for Audio CD), 32000Hz, 25200Hz.

Bitrate (default value 128 kBits/s)

Determines the number of bits per second.

Mode (default value Stereo)

With the LAME encoder, you can specify how the file is encoded. The default stereo option is recommended, but at lower bit-rates, the Joint-stereo or Forced stereo can yield to better sound quality.

- **Stereo:** In this mode, the encoder makes no use of potentially existing correlations between the two input channels. It can, however, negotiate the bit demand between both channels, i.e. give one channel more bits if the other contains silence.
- **Joint stereo:** In this mode, the encoder will make use of a correlation between both channels. The signal will be matrixed into a sum ("mid") and difference ("side") signal. For quasi-mono signals, this will give a significant gain in encoding quality. This mode does not destroy phase information like IS stereo that may be used by other encoders. This setting can be used to encode DOLBY ProLogic surround signals.
- **force joint stereo:** This mode will force MS joint stereo on all frames. It's faster and it uses some special mid and side masking threshold.
- **Mono:** This option will generate a mono file, if the input file is a stereo file, the input stream will be downsampled to a mono file by averaging the left and right channel.

Enable VBR

VBR stands for Variable Bitrates, which is supported by LAME_Enc encode engine, when checked, LAME_ENC encoder will use VBR to compress the audio data.

Write VBR Header

when checked, LAME_ENC encoder will write XING's VBR header in the begin of output MP3 files

Max. Bitrate

The max. bitrate LAME_ENC will used when VBR is enabled.

MPEG Quality

The MPEG quality LAME_ENC will used when VBR is enabled.

VBR quality

The VBR quality LAME_ENC will used when VBR is enabled. 1 is the best quality while 9 is the worst.

Copyright, Original, Private, CRC

Change the Copyright,Original,Private, CRC bit in the MP3 files.

Limitation Before Registration

Easy MP3 Converter is **shareware**, which means that you can use it freely for evaluate purpose, before registration you can only convert audio files length in 5 minutes, if you want use completely functions, please [register](#) your copy.

Benefits of Registration

1. As soon as you registered this shareware, you will use it without any functions limited.
2. If we have updated our products, we'll inform you as soon as possible. And it's totally free for you to update to a higher version.
3. Whenever you encounter technical problems, our will be available for help. Technical support is totally free.
4. More other valuable services ...

You can also visit our home page to buy it or get more details.

How To Buy?

The registration fee of Easy MP3 Converter is \$19.95 (US Dollar). Easy MP3 Converter is now sold on the Internet only.

Registration benefits:

- Not Limit to use!
- Receive free upgrades for the life of the product!
- Registered users receive free technical support!

How to Order?

You can place an order by any of the following methods: Please choose one of the following easy methods of payment for registration:

- **Credit Cards via Secure Online Ordering - Recommended**
<http://secure.emetrix.com/order/product.asp?PID=2478615> {button Order Now!,EF(`http://secure.emetrix.com/order/product.asp?PID=2478615','1)}`
Instant Delivery! With Secure Online Ordering you can receive registration code via the e-mail in a few minutes using your credit card! We strongly recommend you to use the Secure Online Ordering. This is fast and secure.
- **Credit Card Order by Fax:** [Click here](#) to go to the fax order form. Fill out the applicable information, and send the form to the fax number located at the top of the form.
- **Check / Money Order:** [Click here](#) to go to the check order form. Fill out the applicable information, and send the form with payment to the address located at the top of the form.
- **Credit Card Order by Phone:** To place your order by phone call us with your credit card information ready at one of the numbers below:
Toll Free (US and Canada only): 888-447-1175
Standard (International): 801-444-7176

You may also go to our homepage (<http://www.mediamatrixes.com/buy.htm>) to buy it.

What is delivered?

You will be taken to a 3rd party company called Emetrix which specialize in Internet commerce and will handle the secure transaction. Once your credit card is accepted, you will receive an email with your registration code! Its a pretty painless process. (Please allow up to 1 hour for email delivery.)

If you have any problems ordering online, please try Phone Order. Or, let us know at support@mediamatrixes.com

Note: During peak times, you may find the registration email may take up to a half hour. Also, there have been a few rare cases of unreachable emails due to mis-configured email clients and privacy control...

LOST REGISTRATION CODE POLICY

If you register and, for whatever reason, you do not receive an email with a registration code, please send an e-mail to register@mediamatrixes.com. Once we receive the request, we'll try to re-send your code as soon as possible!

REFUND POLICY

Refunds will be processed up to 7 days after the initial purchase. Refund requests should be sent to register@mediamatrixes.com. Please include an explanation for the refund.

eMetrix is authorized by MediaMatrixes Computing to accept credit card orders world-wide. This payment server is based in the USA. eMetrix is an online order fulfillment service for digital goods merchants on the Internet.

How To Register?

You will get a registration name and registration code from us after you ordered Easy MP3 Converter.

Enter you registration name and code following these steps:

1. Running Easy MP3 Converter
2. Select menu item [Help]->[Order & Register Sofeware], a registration dialog will appear.
3. Input the registration name and code exactly as what you've got.

IMPORTANT: Please copy and paste the registration name and code to the registration dialog and DON'T type it manually because it's difficult to distinguish the letter "l" (lower case of "L") from "1" (one) and "o" from "0" (zero), etc.

4. Press OK button

When the registration information was accepted, you can access the full functions of Easy MP3 Converter.

If you have any problem, please fell free to contact us by sending e-mail to: support@mediamatrixes.com

End-User Software License Agreement

Easy MP3 Converter End-User Software License Agreement

- 1) Easy MP3 Converter is a shareware. The downloaded package is a full function version. Before Registration can only convert audio files length in 5 minutes. You can distribute the downloaded unregistered copy of Easy MP3 Converter without any modification in any way you like. But you can't distribute any of your registration names, registration code and other registration information or any crack program with it.
- 2) All audio and other content accessed through Easy MP3 Converter is the property of the applicable content owner and may be protected by applicable copyright law. This A Easy MP3 Converter rights to such content. Don't use this software to copy COPYRIGHT audio data if you have no rights to do with it.
- 3) The LAME encoder is a freeware project; the GNU LIBRARY GENERAL PUBLIC LICENSE restricts its source code.
- 4) THIS SOFTWARE IS DISTRIBUTED "AS IS". NO WARRANTY OF ANY KIND IS EXPRESSED OR IMPLIED. YOU USE AT YOUR OWN RISK. THE AUTHOR WILL NOT BE LIABLE FOR DATA LOSS, DAMAGES, LOSS OF PROFITS OR ANY OTHER KIND OF LOSS WHILE USING OR MISUSING THIS SOFTWARE.
- 5) Other product and company names appearing in this product and materials are used for identification purposes only and may be trademarks or registered trademarks of their respective companies. Registered and unregistered trademarks used in this program are the exclusive property of their respective owners.

Frequently Asked Question(FAQ)

How do I start conversion?

Simply drag the audio files (or add them from the menu bar) and click the convert button.

Does this program burn audio CDs?

No. Easy Mp3 Converter simply converts mp3s to wave format. Most CD burning programs will use Wave files in 44khz, stereo, 16 bits, but will not accept mp3 files.

Why I can't play audio files uses this program?

Please sure not other program playing, if is this, stop that program, and try again.

I have not received my registration code! Isn't it about time!

Do not panic! In many cases, there may be a processing delay. Sometimes, people have supplied the wrong email address. In rare cases, the registered users are unreachable due to mis-configured email clients or privacy control.

I have a purchased a registration code and its not accepting it!!!

Please make sure you are typing in the registration code. It is pretty common to accidentally type in the product # or order #. Scan down your order email to the line that says "Your registration code is: " and the number right after that is your registration code!

I have more questions - who should I write to?

Please send your additional questions to support@mediamatrixes.com.

Copyright(C) 2001 MediaMatrixes Computing Inc.

Contact Information

Easy MP3 Converter Web site: www.mediamatrixes.com

Support@mediamatrixes.com

If you do not get your registration code in a timely manner..or if you've lost it, please let us know. Please include your name, address, email address, and order confirmation number(if you have it). We will be happy to help you.

Bugs@mediamatrixes.com

Report us if you found any bugs when you use Easy MP3 Converter.

Comments@mediamatrixes.com

Send us your comments! We'd love to hear from you!

TechSupport@mediamatrixes.com

Please read the FAQ and write if you have additional questions or problems.

Marketing@mediamatrixes.com

Currently Easy MP3 Converter is only distributed on the Internet. If you are interested in exchanging links with us, or would like to help us with physical distribution, promotion in software compilations, or business cooperation, kindly let us know! We are open to various levels of cooperation.

